



FILTRATION GROUP®



- *The FP-S is extremely rugged and is designed to be used in harsh environments*
- *Durable synthetic materials resist physical damage to the filter packs*
- *Lightweight, all plastic construction eliminates corrosion*
- *Integrated handle for easy transport and installation*
- *Extended surface and high dust holding capacity lower filter operating costs*
- *Underwriters Laboratories classified to UL 900*

FP-S MINI-PLEAT FILTER



DESCRIPTION

The Aerostar® FP-S Mini-Pleat V-Bank filter is constructed with a composite of synthetic filter materials designed to create a very rugged high efficiency filter. The FP style filter is recognized worldwide as the most proven and reliable high technology air filter available, and the FP-S continues to build upon this tradition. The high impact all plastic frame perfectly complements the synthetic packs to create a very dependable, lightweight, and extremely strong filter.

BENEFITS

The durable construction virtually eliminates physical damage the filter may experience during shipping and handling. Further, the rugged FP-S is designed for use in the harshest of environments, ranging from turbulent air flow to offshore applications.

The mini-pleat v-bank design incorporates 150 square feet of media within a

24" x 24" x 12" frame. The extended surface and advanced synthetic media create a very low resistance to air flow. The low pressure drop results in lower energy cost and longer filter life. The low resistance also allows increased air flow, or higher efficiency levels without costly equipment modifications.

APPLICATIONS

The Aerostar FP-S is designed to be used in all HVAC applications, and is specially suited for variable air volume (VAV) systems. The FP-S is designed to handle nearly all types of unusual circumstances: 100% relative humidity, turbulent air flow, intermittent exposure to water, repeated shutdown, desert and marine installations. Applications include hospital, industrial, turbine, commercial, and automotive HVAC installations.

FP-S MINI-PLEAT FILTER

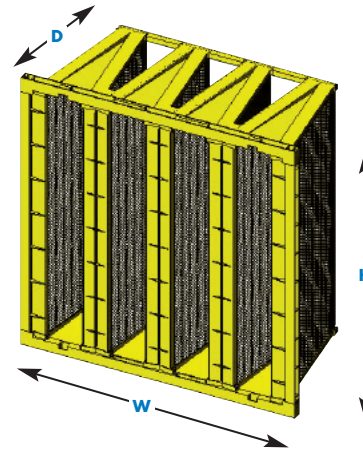


DIMENSIONS AND PERFORMANCE DATA

| NOMINAL SIZE (H x W x D) | ACTUAL FILTER DIMENSIONS (H x W x D) | APPROX. WEIGHT (POUNDS) | MEDIA AREA (SQ. FT.) |
|-----------------------------|---|----------------------------|-------------------------|
| 24 x 24 x 12 | 23 3/8 x 23 3/8 x 11 1/2 | 10.0 | 150 |
| 20 x 24 x 12 | 19 3/8 x 23 3/8 x 11 1/2 | 8.3 | 118 |
| 20 x 20 x 12 | 19 3/8 x 19 3/8 x 11 1/2 | 7.0 | 87 |
| 12 x 24 x 12 | 11 3/8 x 23 3/8 x 11 1/2 | 5.0 | 63 |

TECHNICAL DATA

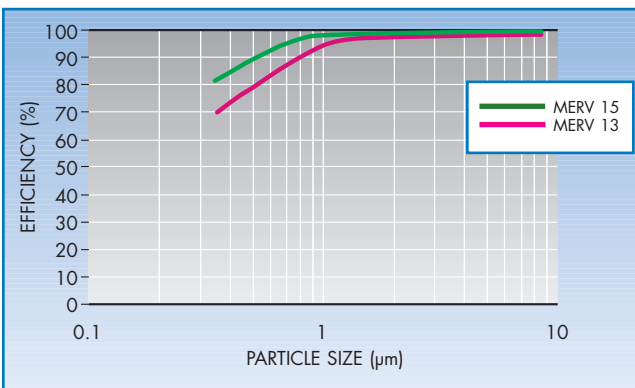
| FP-S MINI-PLEAT 24 x 24 x 12 | MERV 13 | | | MERV 15 | | |
|-------------------------------|---------|------|------|---------|------|------|
| Air Flow (cfm) | 1500 | 2000 | 2500 | 1500 | 2000 | 2500 |
| Initial Pressure Drop ("w.g.) | 0.14 | 0.22 | 0.31 | 0.17 | 0.25 | 0.35 |



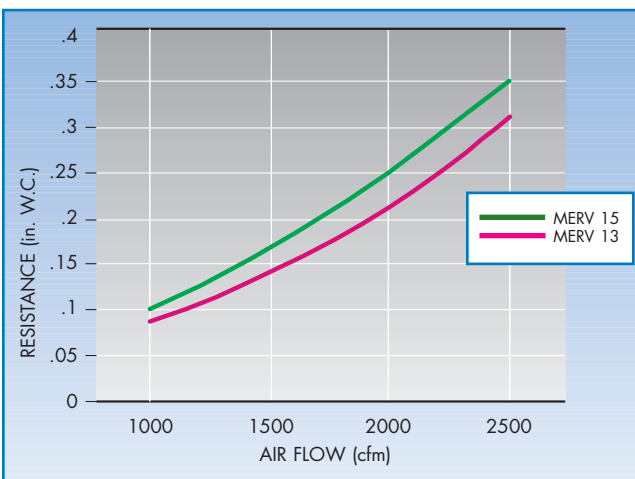
APPLICATION PARAMETERS

Temperature Rating Continuous Peak: 150° F
 Media: 100% Synthetic Dual Density
 Relative Humidity: 100%
 Recommended Final Pressure Drop: 2.0 "w.g.

FP-S SERIES MINIMUM EFFICIENCIES



NOMINAL AIR FLOW (cfm)



FP-S MINI-PLEAT FILTER ENGINEERING SPECIFICATIONS

1.0 General

- 1.1 Filters shall be Aerostar® FP-S Synthetic Mini-pleat V-Bank filters as manufactured by Filtration Group.
- 1.2 Filters shall be available in depths of 12" only.
- 1.3 Underwriters Laboratories classified to UL 900.
- 1.4 Filters are manufactured by an ISO 9001 registered company.

2.0 Filter Material of Construction

- 2.1 Media shall be gradient density synthetic media with hot melt separators to maintain pleat uniformity and spacing.
- 2.2 Frame shall be 100% high impact plastic with built in header on top and bottom and supports on front and back.
- 2.3 Media shall be adhered and sealed to frame using rigid polyurethane.
- 2.4 Frame shall have slopes to allow for moisture and water drainage.
- 2.5 Filter frames shall have preformed locations for both prefilter clips and final filter clips to be attached.
- 2.6 Filter frames shall have preformed handles on the air leaving side to aid in installation and to reduce the chances of media damage due to handling.

3.0 Filter Performance

- 3.1 Filters shall be available as MERV 13 or 15 as desired by end user when fully tested in accordance with the ASHRAE 52.2-2007 Test Standard.
- 3.2 Filter shall have a low initial pressure drop that shall not exceed 0.22" w.g. in MERV 13 at 500 fpm air flow; 0.25" w.g. in MERV 15 at 500 fpm air flow.
- 3.3 Filter shall be rated to withstand a continuous operating temperature up to 150°F.
- 3.4 Filters shall have a recommended final resistance of 2.0" w.g.
- 3.5 Filters shall have a dry and wet burst pressure of a minimum of 25" w.g.



Optimum Filtration
 COST EFFECTIVE SOLUTIONS FOR ALL YOUR FILTRATION NEEDS

Distributed by:

Phone: 252-946-2663 • Fax: 252-946-2651
 P.O. Box 158 • Washington, NC 27889
 Web: www.optimumfiltration.com
 e-mail: info@optimumfiltration.com

© FG 12/11

WHEN CLEAN AIR MATTERS
 ISO 9001 Registered Company



FILTRATION GROUP®

Phone: 877-FG-TEAM (344-8326) ■ Fax: 800-518-1162
www.filtrationgroup.com ■ e-mail: aerostar@filtrationgroup.com